



Fact Sheet FY 2023

At a glance

Henkel was founded in 1876. With its brands, innovations and technologies, Henkel holds leading market positions worldwide in the industrial and consumer businesses. The Adhesive Technologies business unit is global leader in the market for adhesives, sealants and functional coatings. With Consumer Brands, the company holds leading positions especially in laundry & home care and hair in many markets and categories around the world. The company employs around 48,000 people worldwide. Henkel's preferred shares are listed in the German stock index DAX.

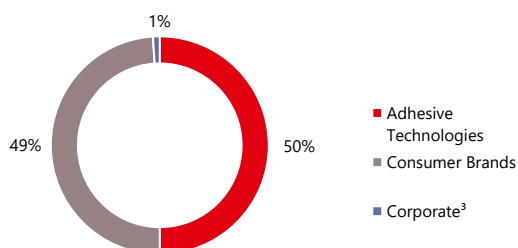
Key financials

in million euros	2022	2023	+/-
Sales	22,397	21,514	-3.9%
Organic sales growth	8.8%	4.2%	-
Adjusted ¹ operating profit (adjusted EBIT)	2,319	2,556	10.2%
Adjusted ¹ return on sales (adjusted EBIT margin)	10.4%	11.9%	1.5pp
Adjusted ¹ earnings per preferred share (adj. EPS) (in euros)	3.90	4.35	11.5%
- at constant exchange rates			20.0%
Dividend per preferred share (in euros)	1.85	1.85	-

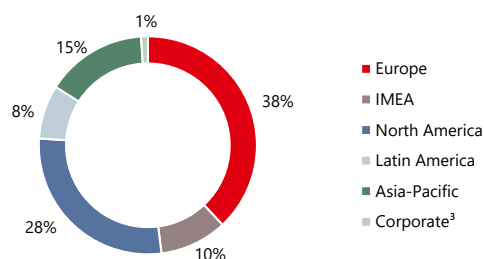
¹ Adjusted for one-time expenses and income, and restructuring expenses.

pp = percentage points

Sales by business unit 2023



Sales by region 2023



³ Corporate = Sales and services not assignable to the individual business units.

Share information

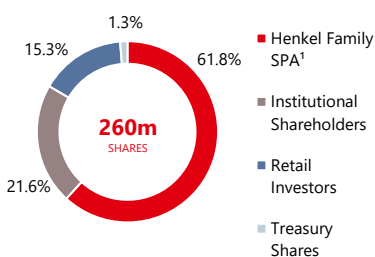
	Preferred shares	Ordinary shares
ISIN Code	DE0006048432	DE0006048408
Number of shares issued	178,162,875	259,795,875
Treasury shares ¹	15,306,248	3,290,703
Number of shares outstanding ²	162,856,627	256,505,172
ADR³		
ISIN	US42550U2087	US42550U1097
Ratio	1 share : 4 ADRs	1 share : 4 ADRs

¹ Treasury shares as of March 31, 2024.

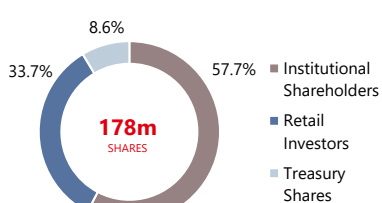
² Based on all outstanding shares, i.e., number of shares issued less treasury shares.

³ In the US, investors can invest in certificates on both Henkel ordinary and Henkel preferred shares as part of the US "Sponsored Level I ADR Program".

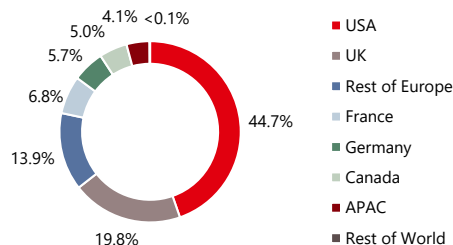
Ordinary shares



Preferred shares



Institutional shareholding by region



At December 31, 2023, Source: Henkel, CMi2i

¹ Henkel Family Sharepooling Agreement.

At November 30, 2023, Source: CMi2i

Fact Sheet FY 2023

Our business units

Adhesive Technologies

Our Adhesive Technologies business unit leads the global market with technologies for adhesives, sealants and functional coatings – for industrial applications as well as for consumers and craftsmen. As experts for industrial applications in more than 800 industries, we work closely with our customers and partners. Our strong technology portfolio results in customized solutions in our Mobility & Electronics, Packaging & Consumer Goods, and Craftsmen, Construction & Professional business areas.

TOP 3 BRANDS

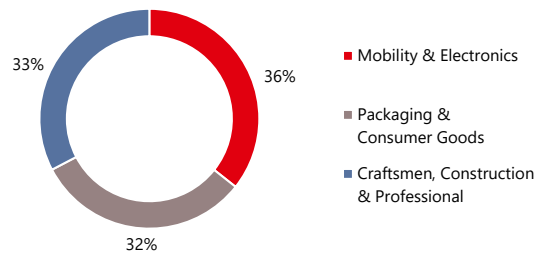
LOCTITE **TECHNOMELT** **BONDERITE**

Key financials

in million euros	2022	2023	+/-
Sales	11,242	10,790	-4.0%
Organic sales growth	13.2%	3.2%	-
Proportion of Henkel sales	50%	50%	-
Adjusted ¹ operating profit (adj. EBIT)	1,530	1,584	3.6%
Adjusted ¹ return on sales (adj. EBIT margin)	13.6%	14.7%	1.1pp

¹ Adjusted for one-time expenses and income, and restructuring expenses.
pp = percentage points

Sales by business area 2023



Consumer Brands

Within the Consumer Brands business unit, we hold leading positions in attractive markets and have a strong brand portfolio. Our focus is on the two global business areas Laundry & Home Care and Hair, and on the business area Other Consumer Businesses, which is present in selective markets. Our portfolio comprises laundry detergents and household cleaners, and hair styling, hair coloring, and hair care products for both the Consumer and Professional businesses, together with body care products.

TOP 3 BRANDS

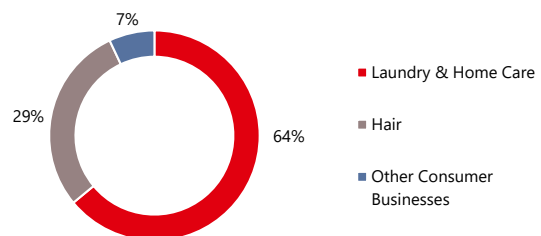
Persil **Schwarzkopf** **all**

Key financials

in million euros	2022	2023	+/-
Sales	10,928	10,565	-3.3%
Organic sales growth	3.9%	6.1%	-
Proportion of Henkel sales	49%	49%	-
Adjusted ¹ operating profit (adj. EBIT)	910	1,115	22.5%
Adjusted ¹ return on sales (adj. EBIT margin)	8.3%	10.6%	2.2pp

¹ Adjusted for one-time expenses and income, and restructuring expenses.
pp = percentage points

Sales by business area 2023



Sustainability performance

We are committed to creating more value for all stakeholders and developing our business responsibly and successfully - building on our leading role in sustainability and guided by our 2030+ Sustainability Ambition Framework.

EXCELLENT PERFORMANCE
IN RATINGS AND RANKINGS



Less CO₂ emissions from our operations per ton of product¹

-61% ↗

Electricity sourced from renewable sources

89% ↗

Share of recycled plastic in consumer packaging

19% ↗

¹ Figure relates to the 2023 fiscal year compared to the 2010 base year.

Upcoming events

08/13/2024	Release H1 2024
11/06/2024	Release Q3 2024
03/11/2025	Release FY 2024

Contact

Henkel AG & Co. KGaA
Investor Relations
Phone: +49 (0)211 797-3937
E-mail: info@ir.henkel.com